




1993-97 Chevy Camaro

PART# 41451 - 41452 - 41453

For installation of billet grilles that require cutting of the stock shell, proper tools, knowledge and skill are needed. Carriage Works is not responsible for care & accuracy of the installation, only for Fit & Finish of its products. Use a qualified installer or contact original vendor for references to complete all instructions.

HARDWARE

4 - #10 x 1 1/4"



STEP 1 Place grille into bumper and center. The grille will set inside the I.D. of the opening.



STEP 2 Drill 1/8" hole at each marked location.



STEP 3 Attach grill using the supplied 4 - #10 x 1 1/4" as shown.





1993-97 Chevy Camaro

PART# 41451 - 41452 - 41453

For installation of billet grilles that require cutting of the stock shell, proper tools, knowledge and skill are needed. Carriage Works is not responsible for care & accuracy of the installation, only for Fit & Finish of its products. Use a qualified installer or contact original vendor for references to complete all instructions.

HARDWARE

4 - #10 x 1 1/4"



STEP 1 Place grille into bumper and center. The grille will set inside the I.D. of the opening.



STEP 2 Drill 1/8" hole at each marked location.



STEP 3 Attach grill using the supplied 4 - #10 x 1 1/4" as shown.